


D8-IPS800

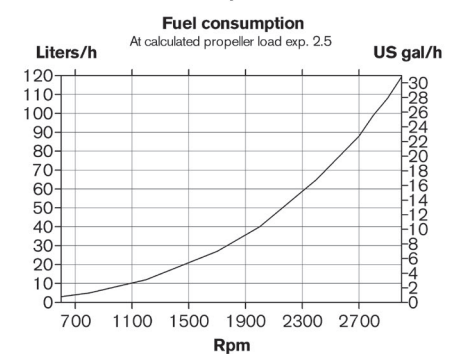
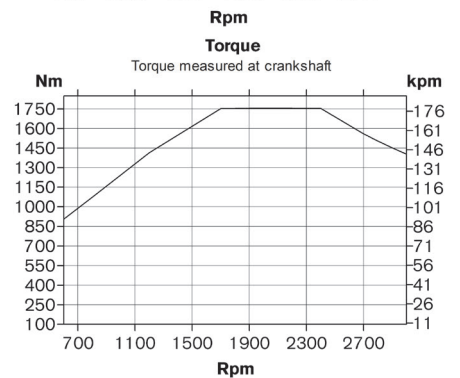
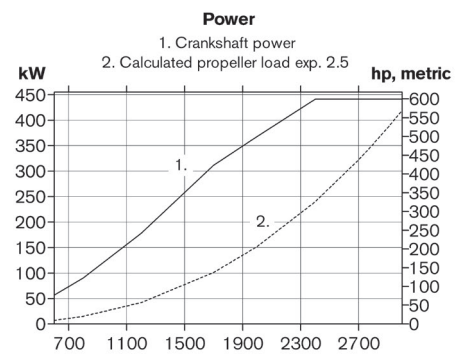
NEW!

Technical data

| | |
|---|--|
| System designation | D8-IPS800 |
| Engine displacement, l (in ³) | 7.7 (469.7) |
| Configuration | in-line 6 |
| Crankshaft power, kW (hp) | 441 (600) @ 3000 rpm |
| Propshaft power, kW (hp) | 419 (570) @ 3000 rpm |
| Aspiration | Twin entry turbo and compressor |
| Rating | R5 |
| Package dry weight, incl. propellers, approx. kg (lb) | 1410 (3109) |
| Propeller series | NS4-NS5, N1-N7 |
| Voltage | 24V |
| Emission compliance | IMO NOx, EU RCD Stage II, US EPA Tier 3 |
| Application | Twin and triple installations in planing hulls |
| Speed range | 20 to 40 knots |

Technical data according to ISO 8665. With fuel having an LHV of 42700 kJ/kg and density of 840 g/liter at 15°C (60°F).

Merchant fuel may differ from this specification which will influence engine power output and fuel consumption.

**VOLVO
PENTA**

D8-IPS800

Technical description:

Engine and block

- Cylinder block made of cast iron
- One-piece cast-iron cylinder head
- Ladder frame fitted to engine block
- Replaceable dry cylinder liners and valve seats/guides
- Drop forged crankshaft with induction hardened bearing surfaces and fillets with seven main bearings
- Four-valve-per-cylinder layout with overhead camshaft.
- Each cylinder features cross-flow inlet and exhaust ducts
- Gallery oil-cooled cast aluminum alloy pistons with three piston rings
- Rear-end transmission

Engine mounting

- Flexible engine mounting

Lubrication system

- Seawater-cooled tubular oil cooler
- Single oil filter of cartridge type, easy to replace without spillage

Fuel system

- Common rail fuel injection system
- Gear-driven fuel pump and injection timing
- Electronically controlled central processing system (EMS – Engine Management System)
- Single fine fuel filter of spin-on type, with water separator and water alarm

Air inlet and exhaust system

- Mid-positioned twin entry turbocharger with aftercooler
- Belt-driven compressor
- Air filter with replaceable inserts
- Wet exhaust elbow (option)
- Loss of sea water alarm

Cooling system

- Seawater-cooled tubular heat exchanger
- Coolant system prepared for hot water outlet
- Easily accessible seawater impeller pump in rear end

Electrical system

- 24V with extra 12V/115A or 24V/80A alternator





Electronic Vessel Control (EVC)

- Fully integrates the engines, electronics and the unique set of EVC features, such as Joystick Docking, Dynamic Positioning System, Glass Cockpit and more

Pod transmission

- Forward-facing, twin counter-rotating propellers
- Electronic steering, enabling features such as joystick maneuvering
- Integrated exhaust system
- Hydraulic gear shift system with low speed mode as standard
- Water in oil sensor
- Oil change from inside the boat
- Nickel Aluminum Bronze and stainless steel in all main under water components
- Complete range of propellers available, covering boat speeds from 20 to 40 knots
- Clear Wake Exhaust System, CWES (optional)
- Several optional jackshaft lengths



Learn more about Volvo Penta IPS and the unique functions the IPS system can be extended with.

More information

For more information on engine, options, EVC features and more, please contact your Volvo Penta dealer or go to www.volvopenta.com. Scan the QR code for Volvo Penta dealer locator.



Download the Volvo Penta dealer locator App for your iPhone or Android